



# FRACTII

clasele III-IV

# Despre acest caiet

Vei întâlni 3 niveluri de dificultate:




## Nivelul 1

Îți vei aminti noțiuni de bază deja învățate și le vei exersa.



## Nivelul 2

Vei aplica cunoștințele dobândite pentru a rezolva noi tipuri de exerciții.



## Nivelul 3

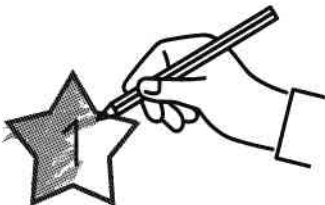
Îți vei dezvolta abilitățile de rezolvare a problemelor, până vei deveni expert.

---

## Cum te evaluezi?

### Pasul 1

Verifică rezultatele și colorează sau încercuiește steluțele din dreptul răspunsurilor corecte.



### Pasul 2

Vezi cât valorează steluțele și scrie sus câte puncte ai adunat.



### Pasul 3

Când obții peste 80 de puncte la o pagină, lipește pe diploma de la final o steluță aurie. Dacă reușești să o completezi în întregime, ești campion!




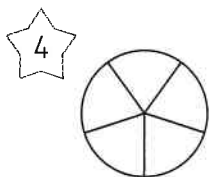
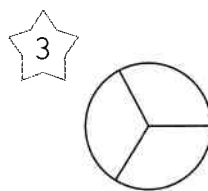
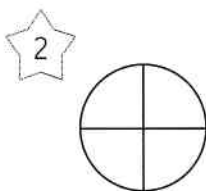
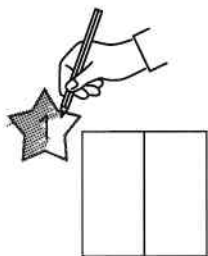
1. Câte părți egale conține fiecare figură?

Scrie câte puncte ai adunat:



Ai peste 80?

Lipește steluța pe diplomă.



2. Observă reprezentările grafice și denumirile corespunzătoare, apoi unește reprezentările de mai jos de variantele corecte.

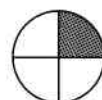
Exemplu:



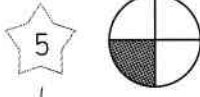
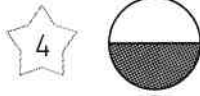
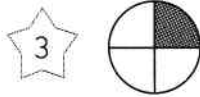

Un întreg



O doime (o jumătate)



O pătrime (un sfert)



Întreg

Doime

Sfert



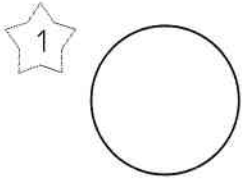
**LIBRIS** | We know books

1. Împarte fiecare figură geometrică pentru a obține:

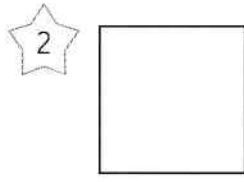
Scrive câte puncte ai adunat:



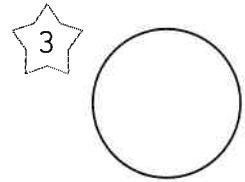
**Ai peste 80?  
Lipește steluța pe diplomă.**



sferturi (pătrimi)

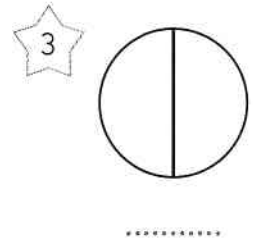

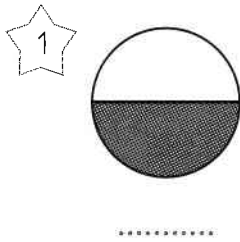
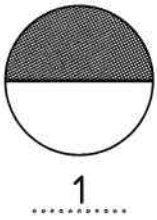


jumătăți (doimi)

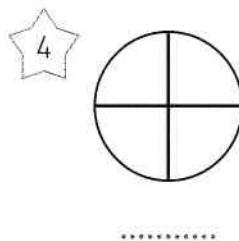
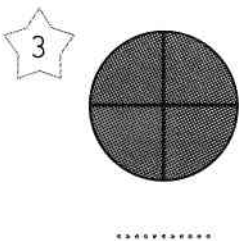
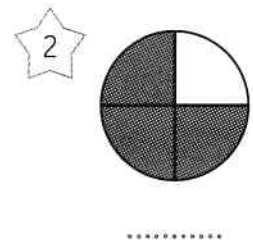
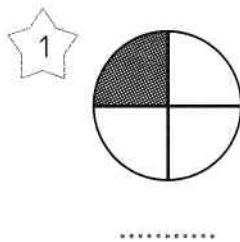
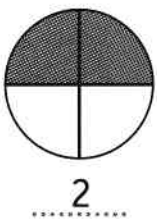


întreg

2. Câte doimi sunt colorate în fiecare dintre cercuri?



3. Câte pătrimi sunt colorate în fiecare dintre cercuri?





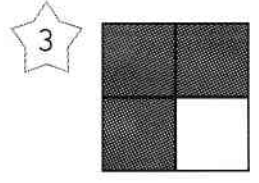
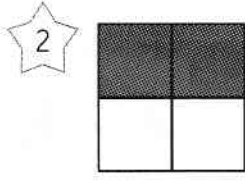
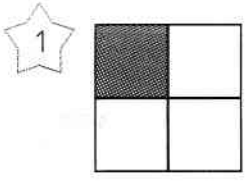
= 10 puncte



1. Unește fiecare reprezentare grafică de variantele corecte.

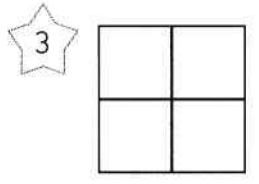
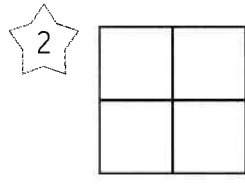
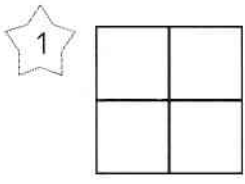


un sfert      trei sferturi      patru sferturi      două sferturi      un întreg



patru pătrimi      o pătrime      două pătrimi      trei pătrimi

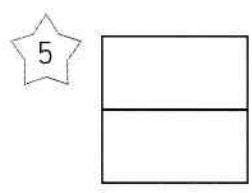
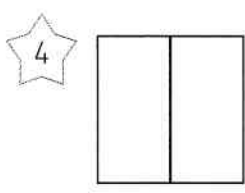
2. Colorează corespunzător reprezentările.



două pătrimi

o pătrime

trei pătrimi



o doime

două doimi

Reprezentarea fracțiilor  
întregul. Doimea. Pătrimea


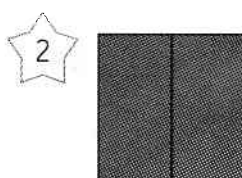
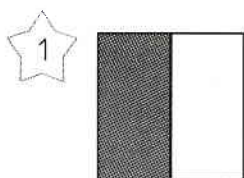
= 10 puncte

1. Unește fiecare reprezentare grafică de variantele corecte.



o doime

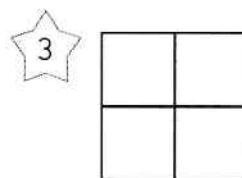
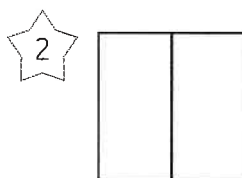
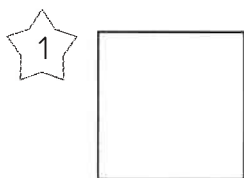
două doimi



jumătate

un întreg

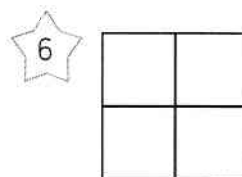
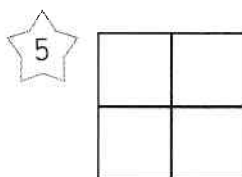
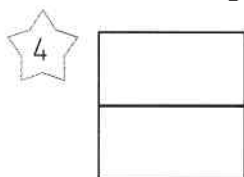
2. Colorează corespunzător reprezentările.



un întreg

o doime

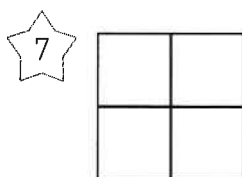
o pătrime



două doimi

două pătrimi

trei pătrimi



patru pătrimi

= 10 puncte